


GRIP

Allround


FLOTATION

EX™

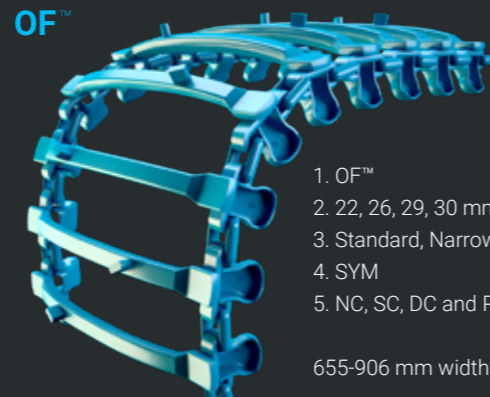


1. EX™
2. 22, 26, 29, 30 mm and Max
3. Standard
4. SYM
5. NC, SC, DC and RC

774-960 mm width




OF™




1. OF™
2. 22, 26, 29, 30 mm and Max
3. Standard, Narrow and Soft
4. SYM
5. NC, SC, DC and RC

655-906 mm width




EVO™




1. EVO™
2. 22, 26, 29, 30 mm and Max
3. Standard, Narrow and Soft
4. SYM
5. NC, SC, DC and RC

740-960 mm width




ECO™



1. ECO™
2. 22, 26, 29, 30 mm and Max
3. Standard, Narrow, Soft and Wide
4. SYM and OSS
5. NC, SC, DC and RC

615-1135 mm width




KovaX™



1. KovaX™
2. 22, 26, 29, 30 mm and Max
3. Standard, Narrow and Soft
4. SYM and OSS
5. NC, SC, DC and RC

680-950 mm width




Combination™




1. EVO-Baltic™
2. 22, 26, 29, 30 mm and Max
3. Standard, Narrow and Soft
4. SYM
5. NC, SC, DC and RC

670-960 mm width




U™




1. U™
2. 22, 26, 29, 30 mm and Max
3. Standard, Narrow and Soft
4. SYM, ASYM and OSS
5. NC, SC, DC and RC

655-971 mm width




Baltic™




1. Baltic™
2. 22, 26, 29, 30 mm and Max
3. Standard, Narrow and Soft
4. SYM, ASYM and OSS
5. NC, SC, DC and RC

650-1210 mm width




CoverX™




1. CoverX™
2. 22, 26, 29, 30 mm and Max
3. Standard, Narrow and Soft
4. SYM, ASYM and OSS
5. NC, SC and DC

670-1220 mm width




1. Cross member Profile



2. Link system

22 – 26 – 29 – 30 and Max



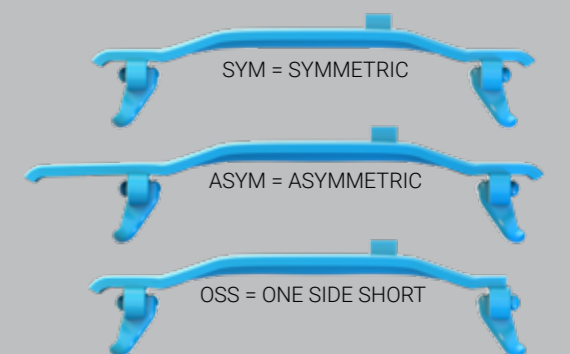
3. Version

Standard, Soft and Narrow



4. Position

SYM = Symmetric
ASYM = Asymmetric
OSS = One Side Short



5. Cleat

NC = No Cleat
SC = Single Cleat
DC = Double Cleat
RC = Road Cleat

